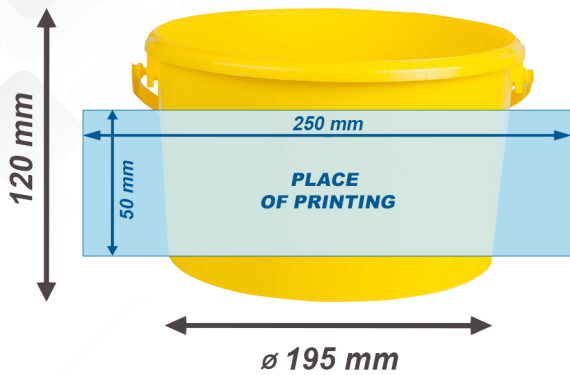


YELLOW VESSEL TRAP-03 PREMIUM

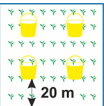


PLACE OF PRINTING / SIZE



PRINCIPLES OF USE

The vessel should be placed on the field just after seeding rapeseed in autumn and after the last snow melts in the spring. Install it approximately 20 m from the field edge, always at the level of the plants' top. It is recommended to use at least four vessels for each plantation.



Pour water with a bit of dishwashing detergent up to the half of the vessel's height. The addition of the detergent will reduce the surface tension of water which will make the pests immerse in it easier.

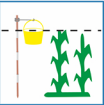


Monitor the vessel daily, i.e. count the immersed pests and read the pest limit threshold on the table printed on the vessel. Replace water in the vessel each time.



The yellow vessel should be installed on a stick and raised with the growth of rapeseed.

After exceeding the pest limit threshold, decide whether you want to spray the field. The yellow vessel helps to diagnose the level of harmfulness done by such insects as: ceutorrhynchus, meligethes aeneus and dasineura brassicae.



SET CONTAINS



YELLOW VESSEL



MOUNTING BRACKET ON THE TUBE/ROD \varnothing 20-24 mm



FOLDING STICK 160 cm



CONNECTOR 3 szt.







TRIANGULAR BOX

BRANDING POSSIBILITIES

- Individual color printing logos



PACKING

Quantity	Weight
 8 pcs.	 6 kg
 160 pcs.	 120 kg

